

A	B	C	D	E	F	G	H	I	
Provider	Emergency availability	Proof of income	Proof of residency	Photo ID	Zipcode served	Documents needed	Food amount by individual	Allergies	
West Seneca Community food pantry	y	y	y	y	west seneca address	license proof of address	9 meals	y	n
Grace Lutheran Church pantry	y	n	n	y	14210 (always), 14220 & 14224 (if they are close to 14210)	medicaid card/SNAP card, photo id	depending on family size and according to USDA- food bank of WNY guideline	y	s
Evergreen Health Services	y	y	y	y	14201, one time use outside ZIP	any evergreen patient, photo id, proof of zipcode, Medicaid/SNAP card	Per Person- 10 lbs worth of food, 2 grain choices, 4 fruits & vegetables, 1 dairy option, 1 canned meat option and 1 frozen meat option	y	s
Citizens Community Development	y	y	y		all	address, number of people in family	household size	n	s
Family Help Center	y	y	y	y	14206	proof of residency, ID	scaled by family size	s	s
St Patrick Pantry	y	n	y	y	some of 14206 & 14210, emergency once outside area	photo id, proof of address	varies	y	s
Catholic Charities Rich Street Food Pantry	y	y	y	y	14211- case by case		3 days	y	s
Catholic Charities South Buffalo Pantry	y	y	y	y	14220	proof of residency, emergency one time, proof of income, proof of household ID	household size	y	s

+ ≡ **Food Pantries** ▾ Prepared Meals ▾ Specialty Grocery ▾ ▾ 15 of 83 rows displayed

**Presentation
on
Data Management System
Developed by Journey's End Team**



Ayesha Datta, PhD Sociology
Ian Weeks, Master of Social Work
Arianna Wink, Dual Degree MBA/Master of Social Work

Problem faced by Journey's End Refugee Services



No system to map and preserve the information on community resources

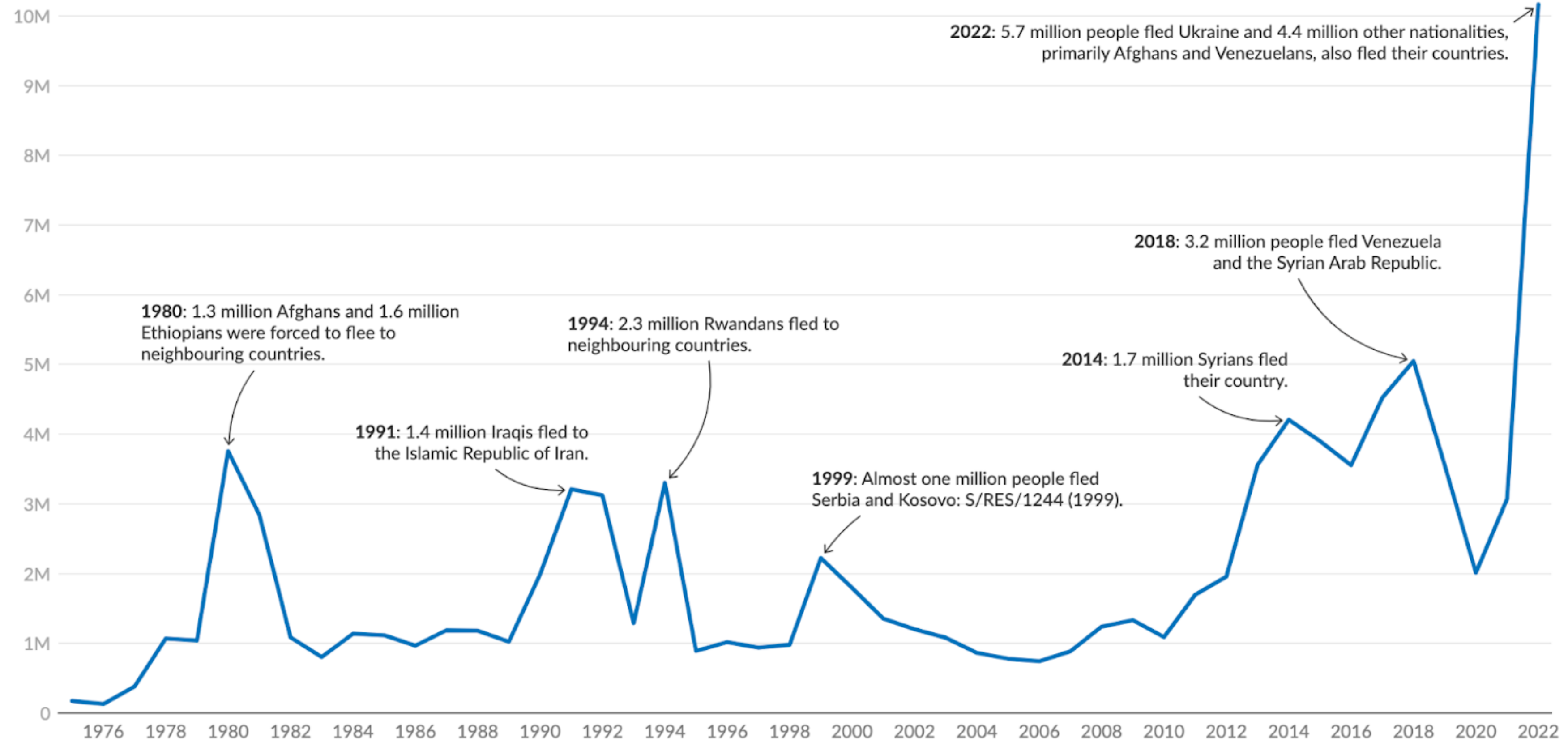
Problem faced by Journey's End Refugee Services



Case managers spending too much time searching for resources

Problem faced by Journey's End Refugee Services

Refugees, asylum-seekers and others in need of international protection displaced during each year | 1975 – 2022



See [Forced Displacement Flow Dataset](#).
Source: UNHCR Global Trends 2022

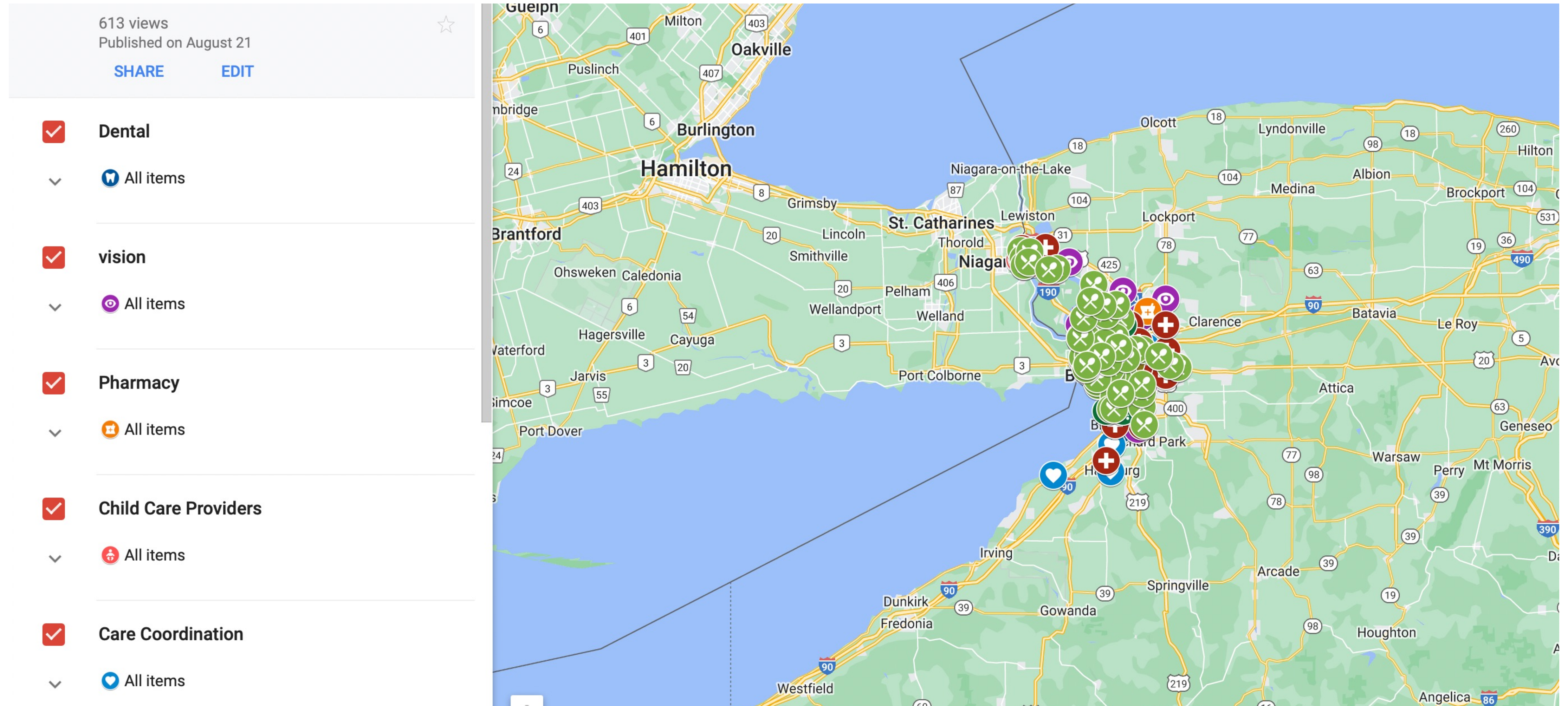
Increasing number of people in need of resettlement

Solution offered by Social Impact Fellows

A	B	C	D	E	F	G	H	I	
Provider	Emergency availability	Proof of income	Proof of residency	Photo ID	Zipcode served	Documents needed	Food amount by individual	Allergies	
West Seneca Community food pantry	y	y	y	y	west seneca address	license proof of address	9 meals	y	n
Grace Lutheran Church pantry	y	n	n	y	14210 (always), 14220 & 14224 (if they are close to 14210)	medicaid card/SNAP card, photo id	depending on family size and according to USDA- food bank of WNY guideline	y	s
Evergreen Health Services	y	y	y	y	14201, one time use outside ZIP	any evergreen patient, photo id, proof of zipcode, Medicaid/SNAP card	Per Person- 10 lbs worth of food, 2 grain choices, 4 fruits & vegetables, 1 dairy option, 1 canned meat option and 1 frozen meat option	y	s
Citizens Community Development	y	y	y		all	address, number of people in family	household size	n	s
Family Help Center	y	y	y	y	14206	proof of residency, ID	scaled by family size	s	s
St Patrick Pantry	y	n	y	y	some of 14206 & 14210, emergency once outside area	photo id, proof of address	varies	y	s
Catholic Charities Rich Street Food Pantry	y	y	y	y	14211- case by case		3 days	y	s
Catholic Charities South Buffalo Pantry	y	y	y	y	14220	proof of residency, emergency one time, proof of income, proof of household ID	household size	y	s

Filterable database specific to resources (food pantries, urgent cares, childcare services, etc.)

Solution offered by Social Impact Fellows



Complementing mapping system that can import the data from the spreadsheet and visually map the resources

Solution offered by Social Impact Fellows

Questions Responses Settings

Section 1 of 8

Dental service providers

Please select Y for Yes and N for No.


Are you adding a new resource or updating an existing one?

- Adding a new resource
- Updating an existing resource

Provider *

Short answer text

Same day appointment



System to update and expand the current list of resources using google forms

Impact



**Without our system, it took them 10 minutes
With the system, it took them 45 seconds**



**A systematic way to map information using a
filterable database and visual maps**

270+ resources mapped in 7 weeks

THANK YOU